

led eye

universal, recessed ceiling-mounted emergency lighting fitting

Materials:

- stainless steel base

Mounting:

- optional dry-wall or under plastering

Specification:

- 230V 50Hz power supply
- Charge time - 24 hours
- Electric power network and battery charge LED indicator
- High-temperature nickel-cadmium batteries
- 3 power led 1 w
- Insulation class I
- Protection level IP20
- Ambient temperature: 0°C to +40°C
- Electronic protection against complete battery discharge
- Emergency operation time 1, 2 or 3 hours
- Connecting clips 3 x 2,5 mm
- Compatibility with standard specifications EN 60598, EN 1838
- Optional RS



STANDARD

Configuration of fitting

type	time [h]			work		option
EY	1	2	3	SE	SA	RS

AUTOTEST

Configuration of fitting

type	time [h]			autotest	work	
EY	1	2	3	AT	SE	SA

FOR CENTRAL BAT.

Configuration of fitting

type	central bat.
EY	CB

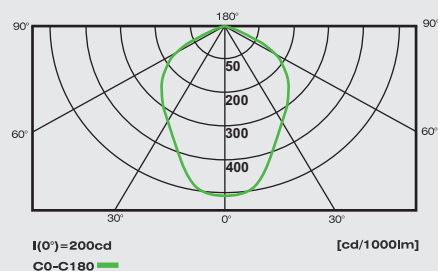
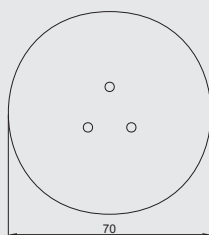
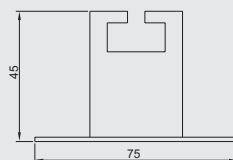
NETWORK

Configuration of fitting

type	central bat.
EY	S

Legend:

- SE - non-maintained
- SA - maintained
- RS - rubic monitoring system
- AT - autotest
- S - network
- CB - for central battery evg
- EY - led eye fitting



ESCAPE ROUTE CENTRE

mounting height	L1	L2
[m]	1x	1x
2,5	4	9
3	3,8	8,8
3,5	3,6	8,6
4	3,5	8,5
4,5	3,4	8,4
5	3,3	8,3
6	3,2	8,2
7	3,1	8,1
8	3	8

AREA ILLUMINATION

mounting height	L1	L2	L3
[m]	0,5x	0,5x	0,5x
2,5	4	8	8
3	4	8	8
3,5	4	10	10
4	4	14	14
4,5	4,2	14,2	14,2
5	4,4	14,4	14,4
6	4,6	14,6	14,6
7	4,8	14,8	14,8
8	5	15	15

L1 - mounting distance from wall
L2, L3 - distance between fittings