

classic, classic silver

uniwersal, one-sided emergency lighting fitting

Materials:


- steel sheet base painted white or silver, other colours in option

Mounting:

- wall and ceiling

Specification:

- Power supply 230V 50Hz
- Charge time - 24h
- Electric power network and battery charge LED indicator
- High-temperature nickel-cadmium batteries
- Fluorescent lamp T5 8W
- Insulation class I
- Protection level IP40
- Ambient temperature: 0°C to +40°C
- Electronic protection against complete battery discharge
- Emergency operation time 1, 2 or 3 hours
- Recognition distance 30 m
- Connecting clips 3 x 2,5 mm²
- Compatibility with standard specifications PN-EN 60598, EN 1838
- Optional PT or RS



STANDARD

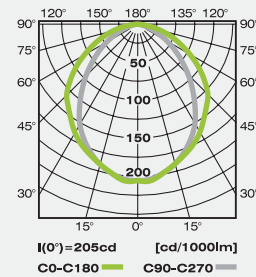
Configuration of fitting

type	time [h]			work		option	
C	1	2	3	SE	SA	PT	RS
CS	1	2	3	SE	SA	PT	RS

AUTOTEST

Configuration of fitting

type	time [h]			work		autotest
C	1	2	3	SE	SA	AT
CS	1	2	3	SE	SA	AT



CENTRAL BATTERY

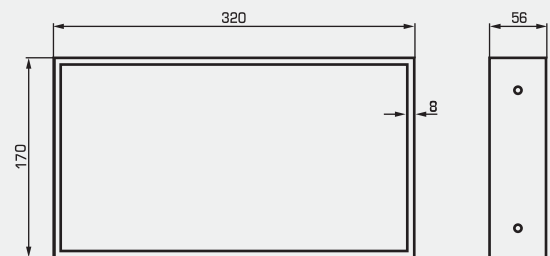
Configuration of fitting

type	central bat.
C	CB
CS	CB

LIGHT SOURCE

Characteristic

power [W]	cup
8	G5



Legenda:

- SE - non maintained (dark)
- SA - maintained (light)
- PT - manual test button
- RS - rubic monitoring system
- AT - autotest
- CB - for central battery EVG AC/DC
- C - classic fitting
- CS - classic silver fitting